

# 客户图

## NOTES:

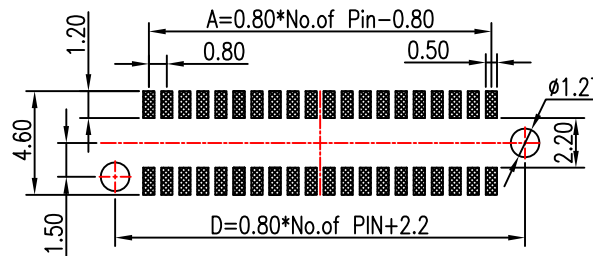
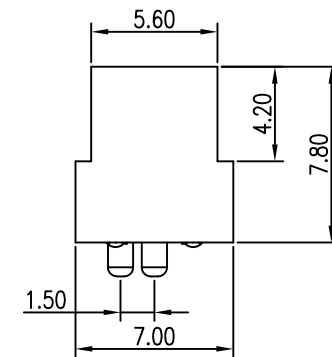
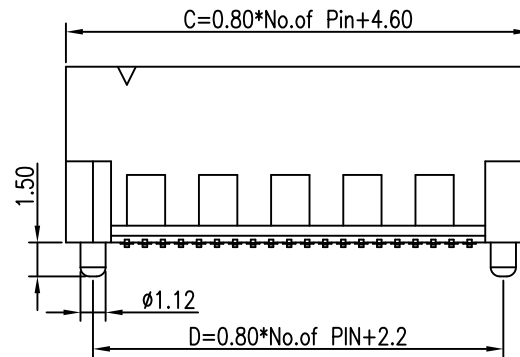
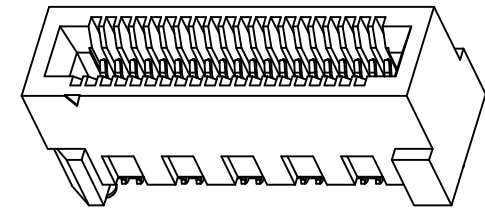
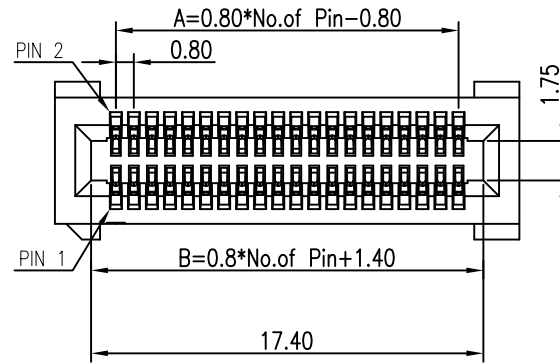
1. FINISH:
  - 1.1 HOUSING: LCP BLACK,UL94V-0.
  - 1.2 CONTACT: PHOSPHOR BRONZE ,GOLD (SEE P/N) PLATED IN CONTACT AREA, 80u" MIN MATTE TIN PLATED IN SOLDER AREA,50u" MIN. NICKEL UNDERPLATED OVERALL.
2. ELECTRICAL:
  - 2.1 CURRENT RATING:3A;
  - 2.2 DIELECTRIC WITHSTANDING VOLTAGE: 500V AC/MINUTE.
  - 2.3 CONTACT RESISTANCE: 30mΩ MAX.
  - 2.4 INSULATION RESISTANCE: 1000MΩ MIN.
  - 2.5 OPERATION TEMPERATURE:-40°C TO +105°C.
- 3.ORDER INFORMATION:

61C1- XXX XX 078 C 02

Pin数码	端子电镀:	塑胶高度:	包装方式:
010=2x5PIN	S1=1u" Gold/Tin	078=7.8mm	C=TRAY
.....	S2=3u" Gold/Tin		
200=2x100PIN	S3=5u" Gold/Tin		
	S4=10u" Gold/Tin		
	S5=15u" Gold/Tin		
	S6=30u" Gold/Tin		

TABLE1:

No. OF PIN	A	B	C	D
010:2x5PIN	3.20	5.40	8.60	6.20
020:2x10PIN	7.20	9.40	12.60	10.20
030:2x15PIN	11.20	13.40	16.60	14.20
040:2x20PIN	15.20	17.40	20.60	18.20
050:2x25PIN	19.20	21.40	24.60	22.20
060:2x30PIN	23.20	25.40	28.60	26.20
080:2x40PIN	31.20	33.40	36.60	34.20
100:2x50PIN	39.20	41.40	44.60	42.20
120:2x60PIN	47.20	49.40	52.60	50.20
150:2x75PIN	59.20	61.40	64.60	62.20
200:2x100PIN	79.20	81.40	84.60	82.20



RECOMMENDED PCB LAYOUT(TOP SIDE)  
PCB BOARD TOLFRANCF±0.05

OPERATION		DRAW	WLY	2021.03.01
X.X	±0.40	DESIGN	Jensen	2021.03.01
X.XX	±0.25	CHECK	Jack	2021.03.01
X.XXX	±0.15	APPROVE	Andy	2021.03.01
Angle	±3°	UNIT	mm	SCALE 1:1
DIM.	TOL	UNIT	mm	SCALE 1:1

**SOLEPIN** 东莞市硕品电子有限公司  
Professional connector manufacturer DONGGUAN SOLEPIN ELECTRONICS CO., LTD.

REV	DATE	MODIFICATION DESCRIPTION	CHANGE	APPROVE
AO		NEW		

SIZE	A4	PART NO.	61C1-XXXXX078C02
SHEET	1/2	TITLE:	0.80mm 金手指 180° SMT CONNECTOR C形焊脚
PROJ.	PROJ.	DRAW NO.	SP-427